

Decodable Readers

WISHFUL STORIES

8 decodable readers and board games



Follows a
structured
progression
of skills




Seasonal Resources for Orton-Gillingham Lessons!



I hope you enjoy this resource! Here are a few ways to stay in touch with me!





- Follow [my store](#).
- Sign up for my monthly email newsletter on [my blog](#). I'll send you important updates and a fun freebie!



Join Word List Builder!

- Unique search engine
- Create save and print your own word lists, word cards, phrase templates and games!
- time-saving for O-G lesson planning
- [GO HERE](#) to sign up!

You may also like the following resources. Click any image below.



[Click here for more Orton-Gillingham resources.](#)

WISHFUL STORIES

Thank you for your purchase! This is a set of 8 decodable mini books. You will need to print, assemble and staple them into books prior to use. They follow a structured progression based on the [sequence](#) I use to create my O-G resources. Each book will feature a culmination of skills and concepts. Please refer to the table of contents to see which skills are addressed in each book.

These stories are written to use during the months of December and January, or whenever you celebrate winter holidays. They're fun seasonal activities that will reinforce decoding skills.

Since using pictures to guess or read an unknown word is NOT following the science of reading, but rather a compensatory habit, I took special care not to include pictures that readers could use to guess at words. Instead, I've included some photos and clip art mixed with empty boxes on some of the pages, so your students may briefly sketch or illustrate what they visualized as they read. This is a good way to check their comprehension!

You will find comprehension questions on the back page of each mini-book. I hope you enjoy using these just as much as I enjoyed writing them for your students and mine!

Happy reading!

Emily Gibbons, M.Ed. C/AOG, CSLDP



Click [HERE](#) for a tutorial to show how the books can be assembled.



[GO HERE](#) FOR THE
GOOGLE SLIDES VERSION.



Page #	Title (The word cards come after each book.)	Skills	O-G Level
5-11	The Red Hat	CVC (all short vowels)	1
12-17	The Best Gift	Digraphs, Initial and Final Consonant Blends	1
18-23	The Skate Game	VCe (all long vowels)	1
24-29	Gram's Snow Globe	Vowel Teams, Y long e, suffix -ed	2
30-35	Winter Surprise	R-Controlled Vowels	2
36-41	Hot Cocoa Day	Vowel Teams, Vowel Diphthongs	3
42-47	The Baking Class	Schwa A, C+LE soft c and g vowel suffixes	4
48-52	The Winter Solstice	Schwa Vowels, Silent Letters,	5
53-58	Game Directions and Board Games		

Skills: CVC (all short vowels)

Red words: the, was, is, to, of, said

Question: Why was Pip sad?



THE RED HAT


Written by: Emily Gibbons





Pip had a hat.



The hat was red.




Pip had the red hat on in
the tub.




It was fun, but the hat got
wet.




Pip was sad to get a wet hat.



“Let’s set the wet hat on top of the bin,” said Mom.



Pip sat. "A wet hat is
not fun,"



Mom said, "The red hat is
not wet, Pip!"



Pip got the hat.
“The red hat is set,”
said Pip. It is not wet.

Mom got a hug from Pip.

red

hat

rub

in

sad

wet

mom

got

bin

on

top

not

fun

get

sat

had

Skills: digraphs, initial and final consonant blends, floss rule



Red words: was, said, to, from, one, have

Question: Why was Dell not a grump at the end?




THE BEST GIFT

Written by: Emily Gibbons



Dell felt a chill. A frost
was on the glass. The
wind hit his scarf and it
fell off.



“This wind has got to
stop!” said Dell. He ran on
the trip to the gift shop
with a list.




Dell was a bit of a grump from the chill, but he was glad to shop. He had to get the best gift for Kim. Dell went to scan the list.



“Kim has to get the best gift,” said Dell. The list had hints. The list had a bell, an elf, and a sled on it. Which one will Dell get?




“Kim has a wish to get an elf, a sled and a bell,” Dell said. He went to check a big shelf. The shelf had a lot of gifts. Which gift was the BEST gift?



“I bet Kim will have fun with this elf. It is on a sled. The elf has a bell in his hand,” said Dell.

- Bell? Check!
- Sled? Check!
- Elf? Check!



Dell went to get the elf on the sled with a bell on the shelf. He had cash to get this gift. Dell felt glad.



Dell got the gift with cash and left the shop. The chill of the wind hit Dell, but he was not a grump. "I got Kim the best gift!" he said with a grin.

best

gift

shelf

bell

sled

elf

wind

chill

grump

felt

check

cash

hand

shop

scarf

list

Skills: Vce (all long vowels)

Red words: were, of said, was, are, to, the

Question: How did Eve help Pete?



THE SKATE GAME

Written by: Emily Gibbons



Eve had a set of cute, red skates. The skates were fast. Eve made up a joke for her fast skates that made her smile. But Eve's joke did not make Pete smile.




When Pete had his skates, he felt bad. "I hope I can skate like Eve can," said Pete. The white flakes fell on the pond as Pete made his wish.




“I am glad you came, Pete!” said Eve. “We can skate, and I can tell jokes.” Eve went by Pete fast with a smile. This time she went into a spin. Eve was swift!




Eve came to a stop next to Pete. He still felt a chill. “I have skates, but I cannot skate like that,” he said. Pete felt like he was set to hide.



Eve got a plan and had to smile. "Pete, you are my pal. Let's make a skate game to help you skate!" Eve held Pete and gave him a big smile.



Pete felt like the game was fun. Eve held onto Pete as the pals went to glide on the pond. Eve had a joke to tell Pete while the game was on.



“Pete! What did the ice cube tell the glass when it fell in? Have an ice time!” Eve had to smile at that joke. She had just made it up. Pete held onto Eve with a grin.



“Not bad, Eve,” said Pete. The sun was close to gone and it was time to end the skate game. “I like to skate!” said Pete with a smile. Eve was glad to help Pete skate.

Eve

Pete

skate

time

game

cute

smile

joke

hide

make

flake

grin

pond

swift

chill

spin

Skills: R-Controlled Vowels

Red words: one, lived, to, was, were, said, your

Question: Why did the skunk wink in the end of the story?




WINTER SURPRISE

Written by: Emily Gibbons



Red bird woke one cold
and frosty morning. The
north wind made him turn,
shiver and say, "Brrrrr!"



The fir tree that Red
bird lived in had snow on
its branches. He gave a
chirp to greet the day
when a surprise struck
him.



“It’s the first day of winter!” said Red bird. “I will inform Deer and Rabbit, but first I will get a drink. I’m thirsty.” Red bird left the fir tree to get a drink at the pond.




Deer was at the pond next to a birch tree. Deer’s antlers were long and tall. His tan fur was slick. Slurp, slurp went Deer as he got a drink. Red bird called to Deer with a chirp. Deer was too thirsty to call back.



Red bird blurted, "Hi, Deer!
It's the first day of winter.
Let's go tell Rabbit." Deer
turned and said, "Sh! OK! But
Skunk's nap. Let's not disturb
her. One burst and we'll both
stink!" Red bird and Deer made
sure not to lurk by Skunk.



Rabbit was curled in a ball
in his hole. His fur was soft
and white. The pals called
to him. "Rabbit! It's the
first day of winter. Wake
up!" Rabbit gave a whisper.
"Sh! Don't wake Skunk!"
Skunk's hole was close to
Rabbit's.



As Rabbit left with them, the winter pals started on a hike to find a snack. The further the pals went, the more lost they felt. "I think we are lost!" said Rabbit. Just then, a surprise! "You went too far. Come with me back home." said Skunk.



The pals were glad. Skunk had the perfect plan to help them. "Skunk, If we hurt your feelings by saying you stink, we are sorry," said Red bird. Deer gave a nod. "Well, I do stink, but I'll try not to get you this time," Skunk said with a wink.

winter

bird

antler

surprise

burst

slurp

chirp

first

blurt

whisper

morning

north

fir

thirsty

lurk

disturb

Skills: vowel teams, Y long e or long i, 2-syllable word, suffix

-ed

Red words: some, one

Question: Describe Gram's snow globe.



GRAM'S SNOW GLOBE

Written by: Emily Gibbons



Gram kept a snow globe on her shelf each winter. Inside the snow globe was a candy shop. "This makes me think of the candy shop I went to as a kid," explained Gram.



Gram let me tip the snow globe and shake it hard. When I set it back on the shelf, I had to peek at the stars and snow that fell on the candy shop. I wished I had the snow globe all to myself.



One day I was playing with the snow globe by myself. I set it on a flimsy box. It fell and broke. Stars, snow and candy bits were all on the rug. It was a big wet mess. Gram was going to be so upset! I had to hide it from her.



Just then, Gram came in to see the mess. "I feel so badly, Gram! It was me. I broke the snow globe." I said. I felt like I had to cry. Gram came up to me. She gave me a hug. "I feel sad that the snow globe broke, but it's OK," said Gram.



“It’s my fault. I will get you one, Gram!” I left and went back home. When I got home, I went to my room to get some cash in my piggy bank. I think I had some cash to get a candy snow globe for Gram.




The next day, my dad took me to a shop with gifts. With cash in my hand, I had to try and find a snow globe like the one I broke. It needed to be just like Gram’s candy shop. My dad and I checked each shelf.

Draw what you think the snow globe looked like here.



On the last shelf was a snow globe. It did not seem the same, but it was a close match. "This is the one to get for Gram," I explained to my dad. I went to pay. The clerk put the snow globe in a box.



On Sunday, I went back to Gram's with the box. She was glad to see me. When I gave her the box, she looked inside and said, "You are so kind to think of me. I love this snow globe!" She set it on the shelf just like the old one. I gave her a big hug.

snow

candy

explained

peek

day

play

flimsy

fault

needed

each

seem

sturdy

by

cry

try

myself


Skills: vowel teams, vowel diphthong /ow/
Red words: of, you, from, work, some, come

Question: How did the narrator include Reed?




HOT COCOA DAY

Written by: Emily Gibbons




When the weather is snowy, I dream of looking out a frosty window. The snow sits on the branches of the trees, so you barely see green. It looks just like a land of sweet marshmallows.



Then I shout out loud to my sister, "Get dressed!" We jump out of bed to find the winter gear. The snow day is a surprise to mom. She loads her laptop and will work from home.




“Get dressed and play outside. When you come in, we can make hot cocoa,” said mom. My sister and I squeak, “With lots of marshmallows?” Mom checks to see if we have some. “We have a new bag.” she says.



Mom gets to work while we get out snow pants, coats, hats and boots. My sister and I meet some kids on the block. We head to a cool spot to sled that is down the street. I cannot wait to sled down the hill first.



At the sled park, lots of kids scream as they take turns sledding down. My sister and I greet some kids we saw playing last week. My new sled is ready to go. "Let's make a train of sleds!" I call out.



Just then, I spy Reed at the sled park. He has no sled and feels kind of bad. "Reed!" I yell. "Jump on this sled. We are planning a sled train. You can ride with me!" Reed is so happy to hang out with us.



“Thanks for including me!” says Reed. We get to the top and scream, “Cowabunga!” The snow sprays us as we shoot down at top speed. The sled train heads to the crowd of kids at the end of hill. “Look out!” I call.



The sled train slows to a stop, and we all scream, “YES!” After three more rides, my sister is ready to go home. We invite Reed to come have hot cocoa with us. “Do you have marshmallows?” asks Reed. “You bet we do!” we say.

snowy

day

dream

tree

cocoa

marshmallow

scream

street

play

train

crowd

new

squeak

coat

boots

green

Skills: hard and soft c and g, C+LE, vowel

suffixes


Red words: would, sugar, where, once, again

Question: Why was it more than a baking club?



THE BAKING CLUB

Written by: Emily Gibbons




The after school club was hosting a baking class in December. The teacher told us we would bake a different batch of cookies each week to take home to share. Lots of kids joined the class. We were excited to taste test the goodies!



During the first class, the teacher, Mr. Mackle, explained how to bake the first batch of ginger snaps. We got to measure, pour, dump and mix in a big bowl. Then we rolled the cookie dough in balls.




“Sprinkle the ginger snaps with sugar,” said Mr. Mackle. “Then we bake them!” When the ginger snaps came out, they had a sparkle on them like magic. The smell was heavenly. We giggled at the large amount of ginger snaps we had. “I have a plan,” said Mr. Mackle.



He had a twinkle in his eye. “We have plenty of cookies for you to each have a small batch to take home. I think we should box up the rest to donate while they’re still fresh.” The baking class agreed. We began to fill boxes of ginger snaps to donate.



We decided to vote to see where the first batch would go. The votes were quickly counted. We gifted the first box of cookies to the fire fighters at the fire department. Mr. Mackle offered to bring them with a card from all of us.



The next week in baking class involved cookie cutters. Mr. Mackle had cookie cutters in the shapes of candles, icicles, sleighs and a gingerbread kid. Once again, we had WAY too many cookies, so it was time to donate. We voted to find out the new winners.



“This week’s batch goes to the urgent care downtown,” said Mr. Mackle. We all agreed that the urgent care could use a little cookie break. We packed some cookies in a box to be delivered. Mr. Mackle tied a bow on top.



As the weeks went by, the baking club dwindled down. We donated cookies to five different places all over the city. Mr. Mackle agreed that we weren’t simply a baking club. We had started a new tradition of giving.

ginger

urgent

agreed

icicles

place

cookies

sprinkle

sparkle

twinkle

dwindle

little

Mackle

baking

excited

tied

voted

Skills: people, course, your

Red words: schwa vowels, -ice, 3-syllable words

Question: What is the winter solstice?

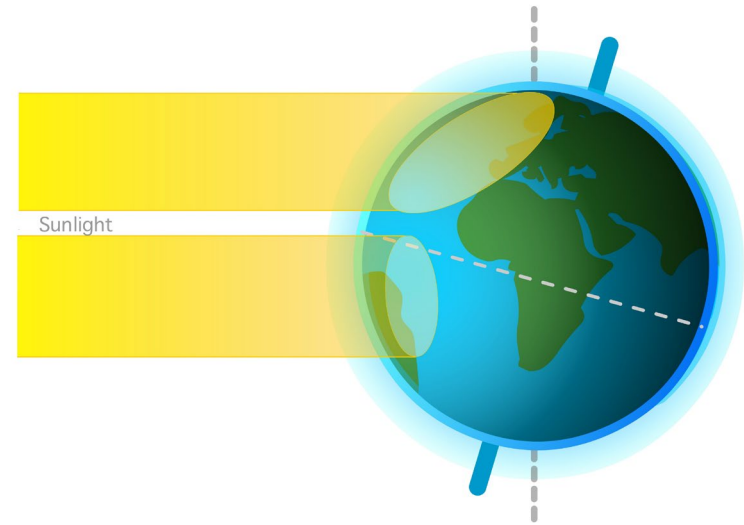


THE WINTER SOLSTICE

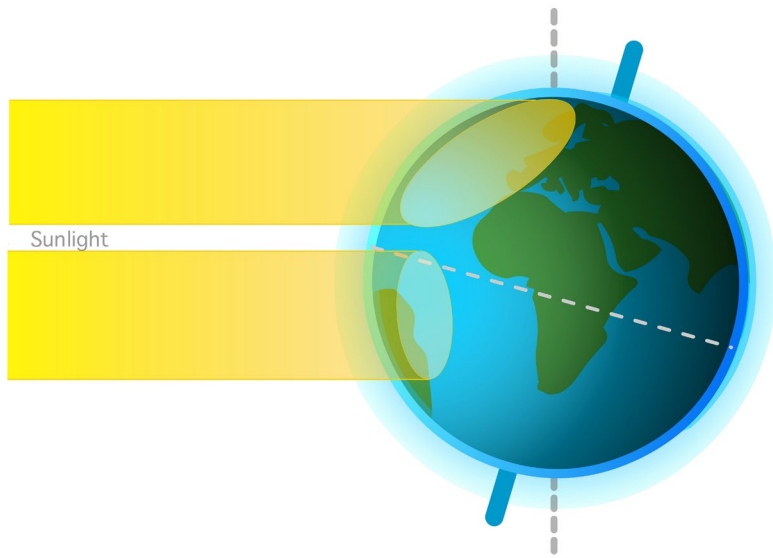
Written by: Emily Gibbons



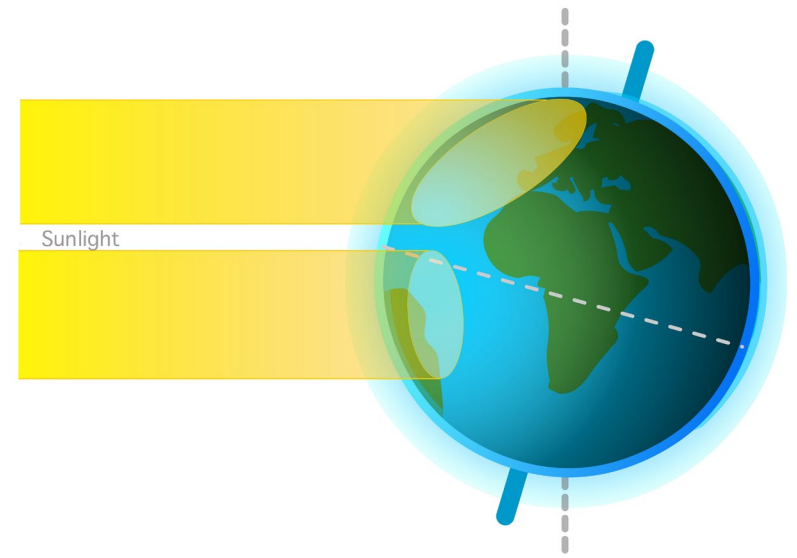
Earth, the third planet from the sun, has seasons. Winter is one of the seasons when some parts of the world have the shortest amount of daylight. The cold temperatures make some people wonder. Why is this happening?




Earth is tilted and rotates or spins on an axis. It also revolves or moves around an object. Can you guess the object? Of course, it's the sun. We have seasons on our planet because of the way earth is tilted.



When one hemisphere of earth tilts away from the sun as it rotates and revolves, the temperature will be colder. If you live in the northern hemisphere, this marks the beginning of winter, or the winter solstice.



On the first day of the winter solstice, your part of the world is the farthest away from the sun as it can possibly get. The sun will appear low in the sky. A special change happens. Daylight slowly begins to increase.



If you live in the northern hemisphere, the winter solstice is in December. It's a way to welcome the winter season. We anticipate gaining a bit more daylight each day all the way until June when the summer solstice begins. Solstice is a Latin word. Sol means sun and sistere means to stand still.



Over the years, the winter solstice has been celebrated in different ways. Some decorate with candles, wreaths, holly or lit logs to represent light and warmth. Can you think of some winter holidays that happen during or close to the winter solstice?

solstice

earth

anticipate

represent

temperature

possibly

beginning

happening

December

decorate

celebrate

hemisphere

GAMES

Laminate both game boards or place in plastic sheet protectors. Assemble the game cubes. Use mini erasers or plastic counters for game pieces, and a pencil and paperclip for a spinner, white boards, markers and erasers

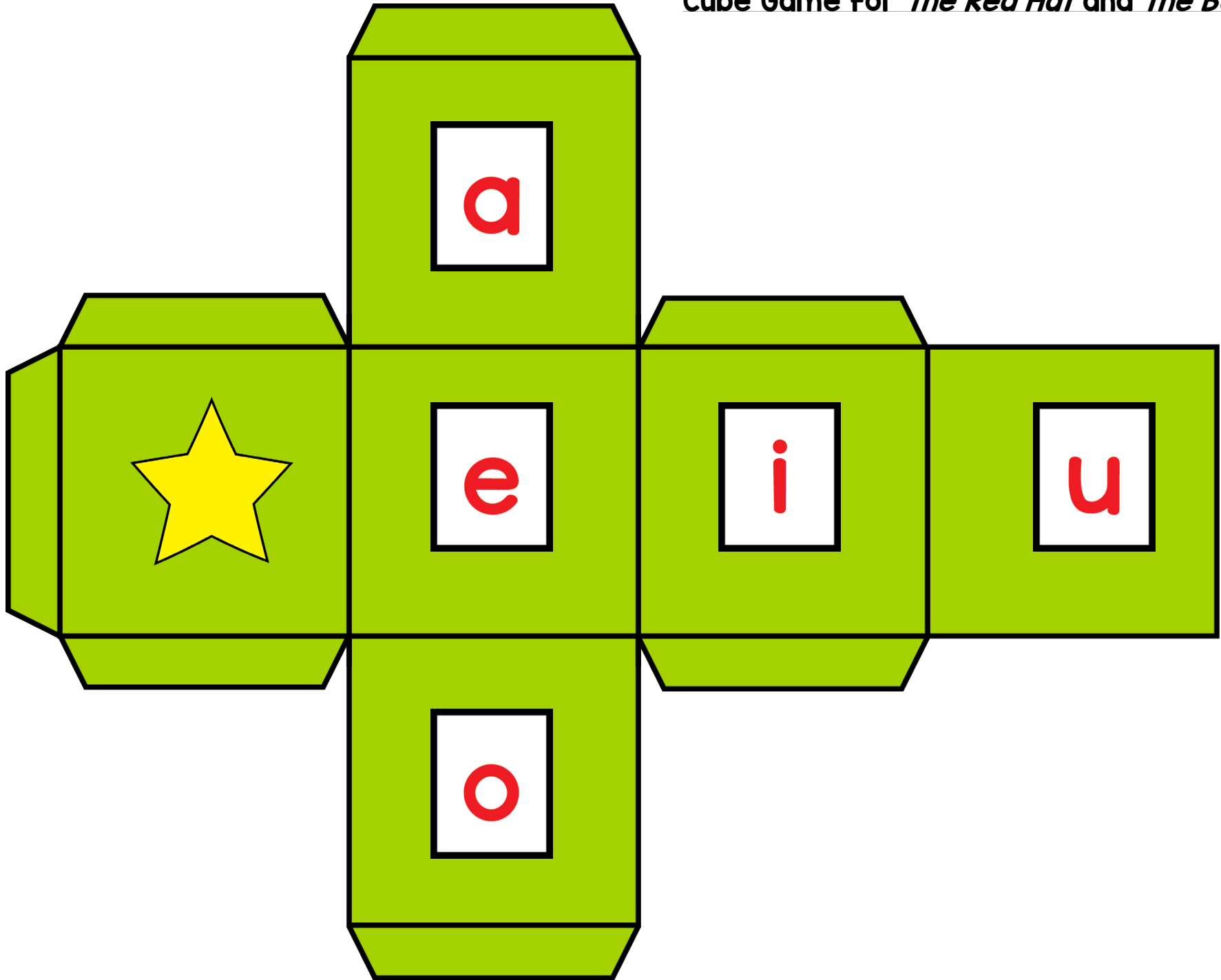
Cube Games

- Use the green cube for *The Red Hat* and *The Best Gift*.
 - Use the red cube for *Winter Surprise*.
1. Use the accompanying word cards for the game boards. Give one to each player.
 2. Take turns tossing the game cube. Find a word with the corresponding vowel and place a game piece on that space.
 3. Be the first player to fill up one whole row or column to win.
 4. Clear the game boards and play again.

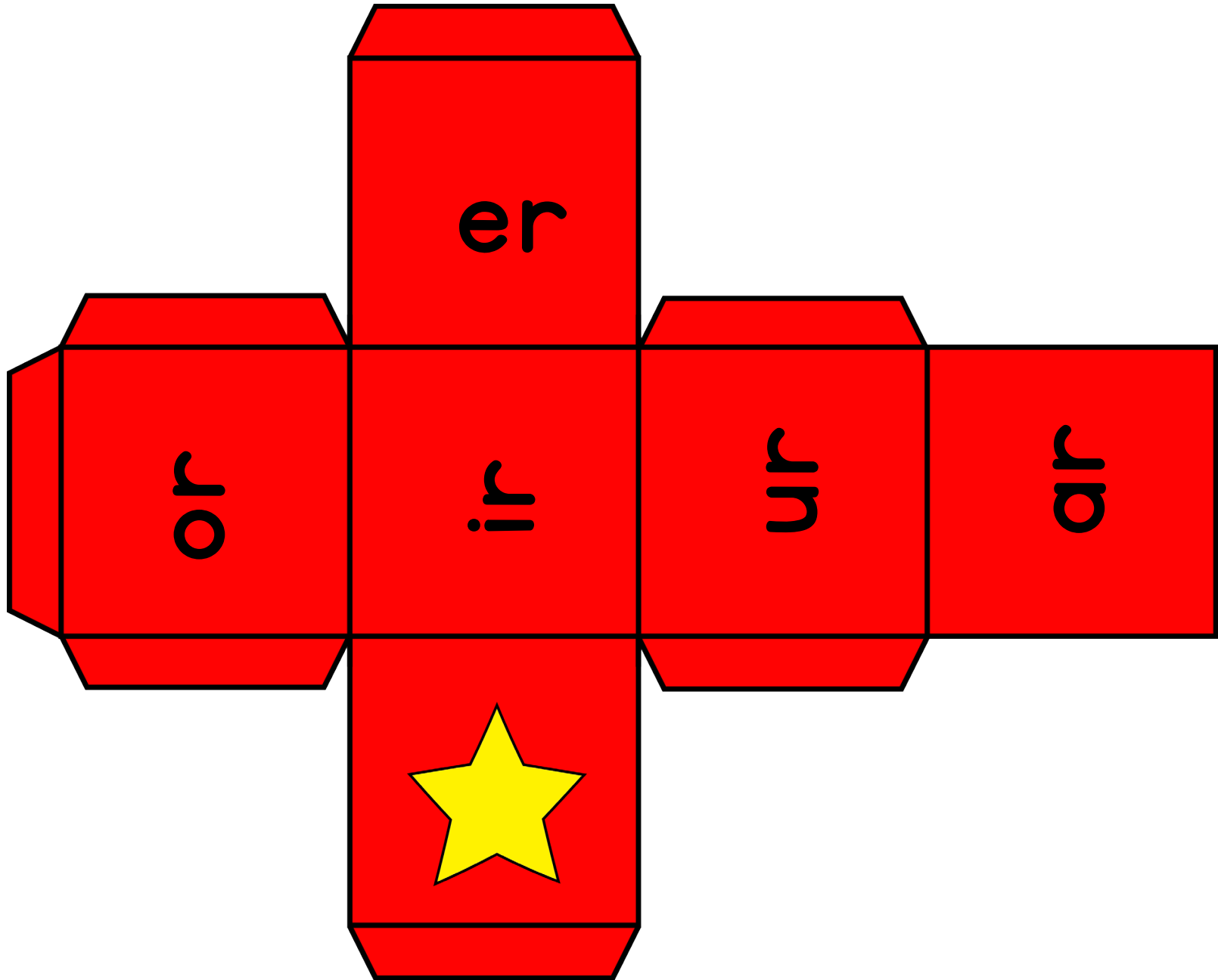
Game Boards for the rest of the books in this resource. There are 3 different boards to choose. Use the pages of word cards that accompany each book for game cards.

1. Player A- Spin the spinner, while Player B chooses a card to read out loud.
2. Player A Choose an option: spell the word or write the word in a sentence on the white board. Player B checks.
3. If the word is spelled correctly, Player A may advance on the game board.
4. Switch roles.
5. To win: Be the first player to reach the finish space.
6. Create and agree on rules for landing on the star, snowball or gnome spaces.


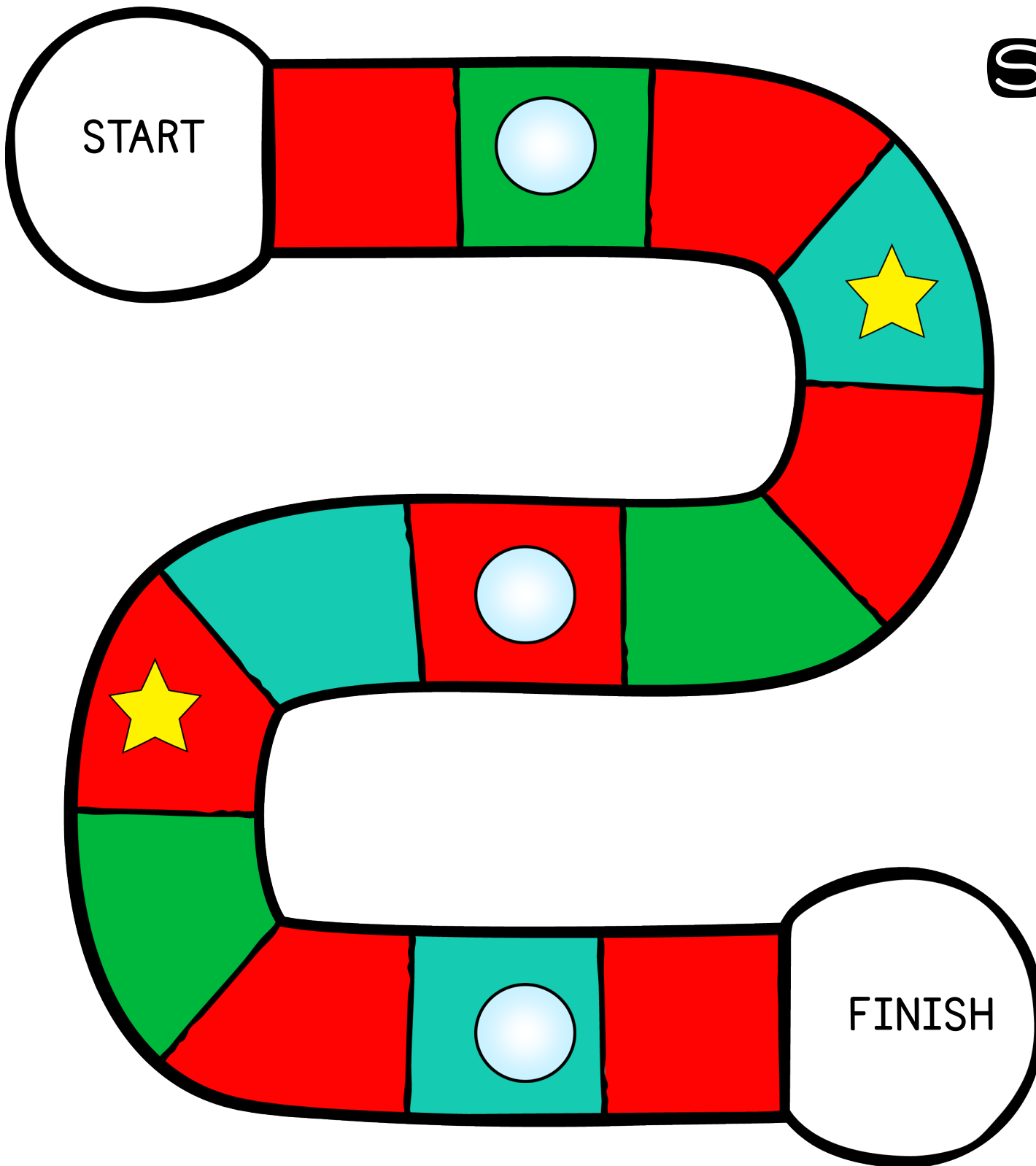
Cube Game for *The Red Hat* and *The Best Gift*



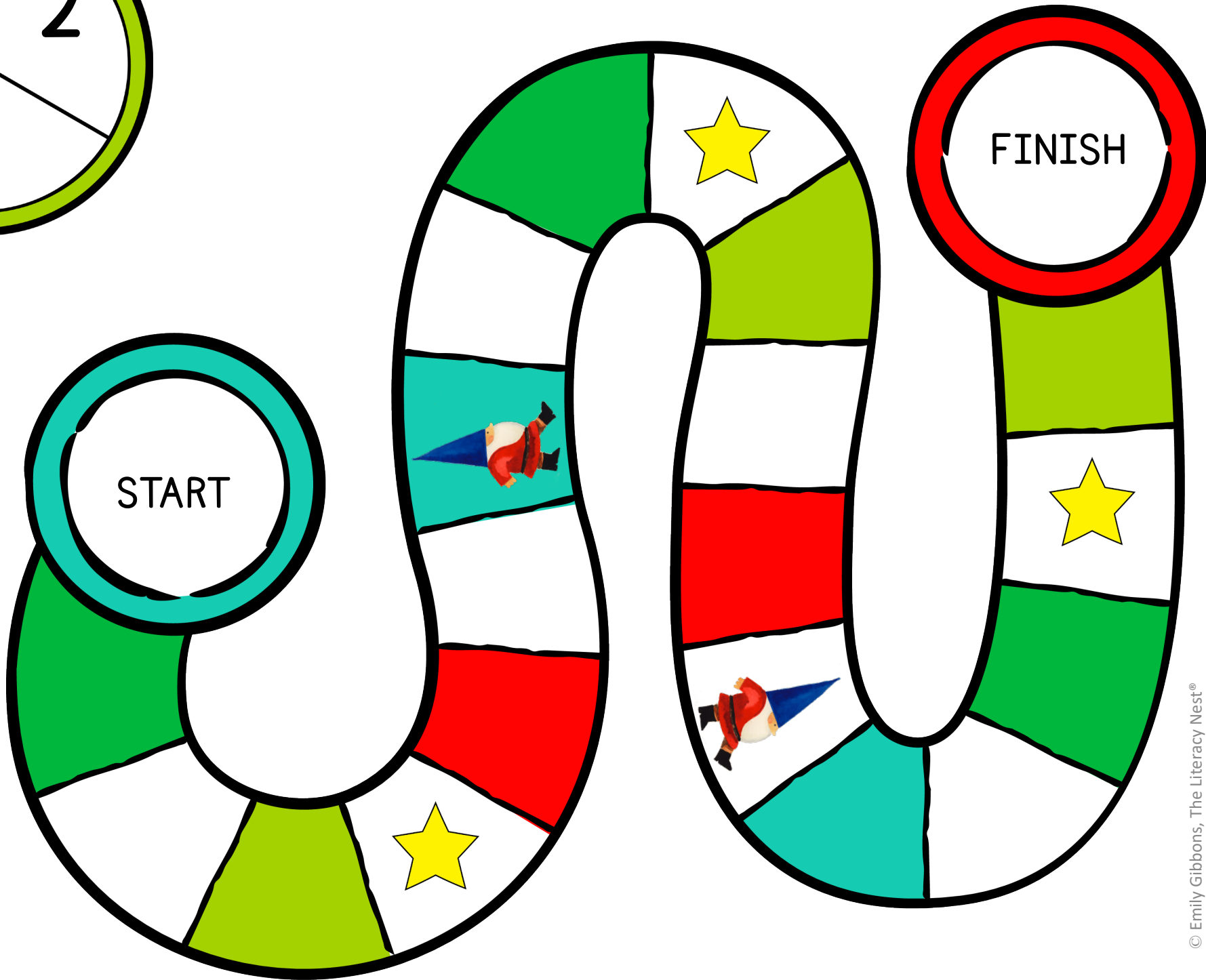

Cube Game for *Winter Surprise*



snowball chase


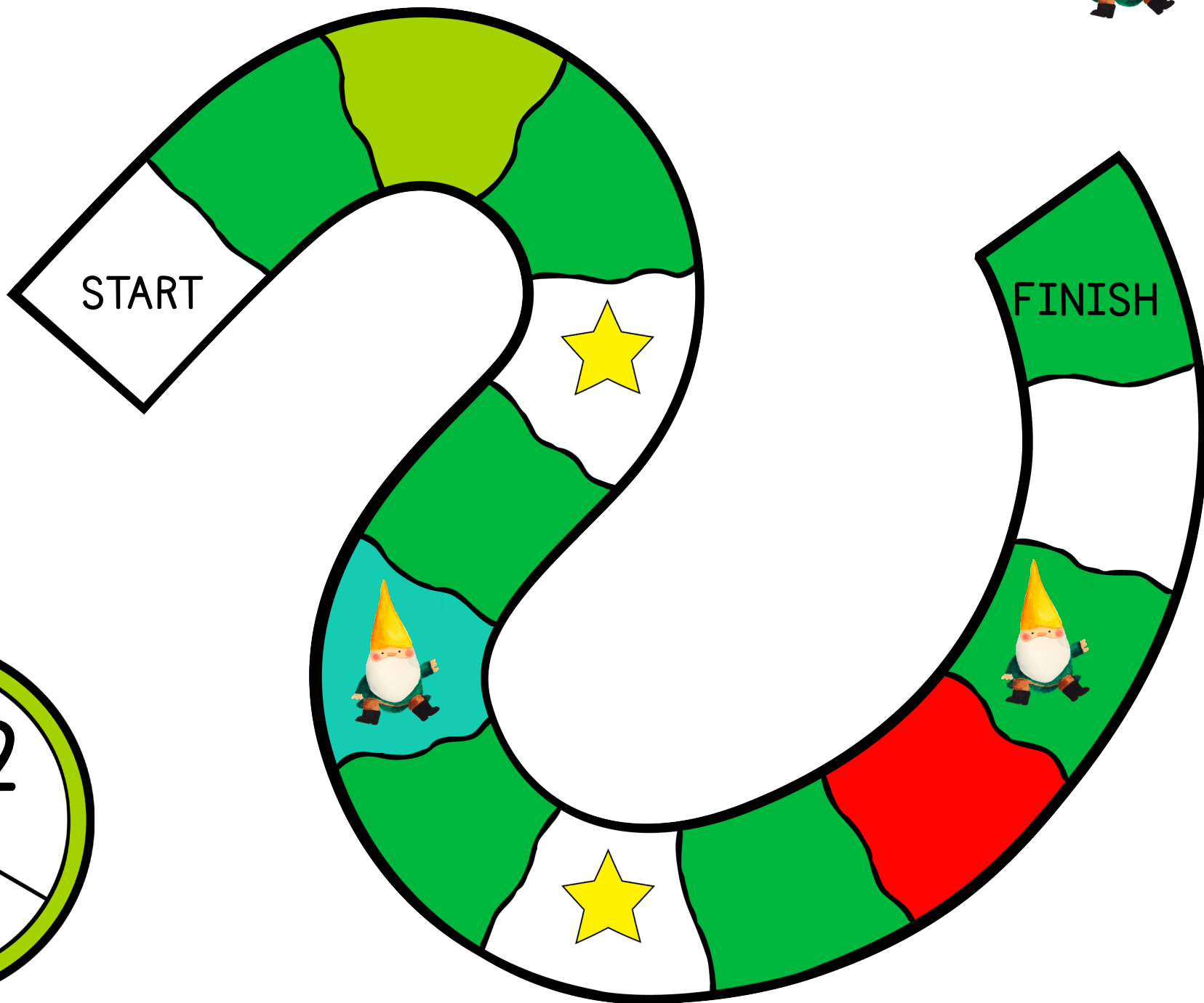


Gnome Hopping





Catch-A-Gnome



Credits: My products are made possible by the following fabulous artists!



This product and all of its contents is for educational purposes only, and is not for resale or redistribution in any form. It was purchased and/or downloaded for a single user, therefore may not be distributed without purchasing an additional user license available in my store. Please contact me, the seller, for additional license information.

Emily Gibbons, The Literacy Nest LLC ©2021

<https://www.teacherspayteachers.com/Store/Emily-Gibbons-The-Literacy-Nest>

